

MINIATURE Brass-Body Water Pressure Regulators

Also see acetal-body water pressure regulators on pages 154-155.



Model Shown: R53MB-2G

SPECIFICATIONS

Ambient/Media Temperature:

40° to 125°F (4° to 52°C).

Body: Brass.

Dome and Knob: Acetal.

Fluid Media: Water

Inlet Pressure: 300 psig (21 bar) maximum.

Main Spring: Stainless Steel.

Outlet Pressure: Adjustable up to 100 psig (7 bar).

Pressure Gauge: 0 to 160 psig (11 bar); 1/8 NPT gauge ports front and rear.

Panel Mounting: 1-3/16 inch (30 mm) hole required.

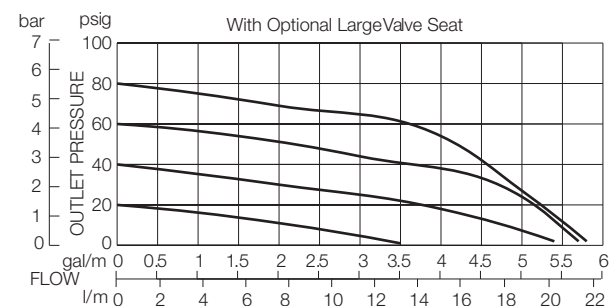
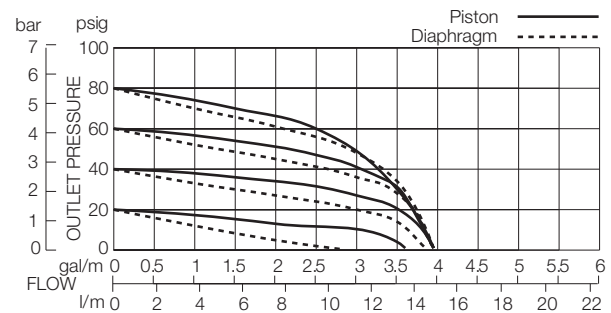
Seals: Nitrile.

R53MB, R54MB Models Port Sizes: 1/8, 1/4

- ◆ Inline mounting.
- ◆ Piston-type design (R53MB models) or diaphragm-type (R54MB models).
- ◆ Optional large valve seat for water flows up to 6 gallons per minute.
- ◆ Non-relieving.
- ◆ Brass body for corrosion resistance.
- ◆ Pressure gauge.
- ◆ **NPTF** port threads; optional **BSPP** threads.

WATER FLOW CHARTS

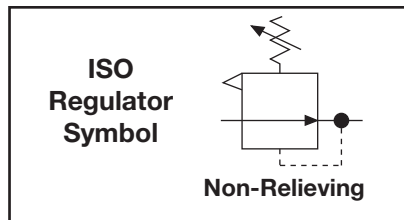
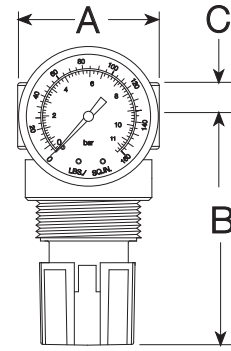
Inlet Pressure: 100 psig (7 bar)



DIMENSIONS inches (mm)

| A | B | C | Depth † | Weight † lb (kg) |
|-------------|-------------|-------------|-------------|---------------------|
| 1.6 (41) | 2.7 (68) | 0.4 (10) | 1.6 (41) | 0.24 (0.11) |

† Less gauge.



ORDERING INFORMATION

Change the letters in the sample model number below to specify the regulator you want.

R53MB - 2 A Y G W

REGULATOR TYPE

- Piston type R53MB
- Diaphragm type R54MB

PORT SIZE

- 1/8 NPTF 1
- 1/4 NPTF 2

PORT TYPE

- NPTF threads Leave Blank
- BSPF threads W

OPTIONS (More than one option can be chosen. Add in alphabetical order)

- None Leave Blank
- 0-160 psig Gauge G
- Plastic nut P
- Hex plastic nut PE
- Metal mounting nut PN

OPTIONS (More than one option can be chosen. Add in alphabetical order)

- None Leave Blank
- Large Delrin valve seat C1
- Springs: (0-100 psig standard)
 - For optimum performance operating pressure should fall approximately in the middle of the spring range.
 - 0-125 psig (0-8.6 bar) H
 - 0-50 psig (0-3.4 bar) L
 - 0-30 psig (0-2.1 bar) L30
 - Rear gauge port only R

MOUNTING BRACKETS

See page 320.