

SERIES 350 Modular Lubricators

L350D Models

Port Sizes: 1/4, 3/8, 1/2



Model Shown: L350D-3C1

Available Color Caps

Yellow
(standard)



Red
(optional)



Blue
(optional)



Grey
(optional)



SPECIFICATIONS

Ambient/Media Temperature:

Plastic bowl: 40° to 125°F (4° to 52°C)

Metal bowl: 40° to 175°F (4° to 79°C)

Body: Zinc.

Bowl: 5.1-Ounce (151-ml) capacity polycarbonate plastic with nylon shatterguard; optional 6.0 ounce (177-ml) aluminum bowl with clear nylon sight glass. Optional 10-ounce (300-ml) extended aluminum bowl with clear nylon sight glass.

Cap Color: yellow, Optional red, blue and grey.

Fluid Media: Compressed air.

Inlet Pressure:

Plastic bowl: 150 psig (10 bar) maximum.

Metal bowl: 250 psig (17 bar) maximum.

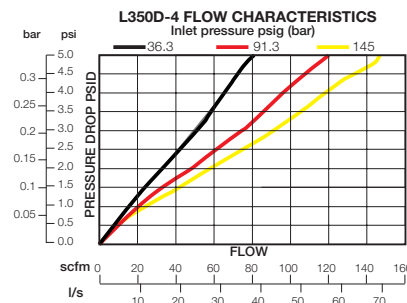
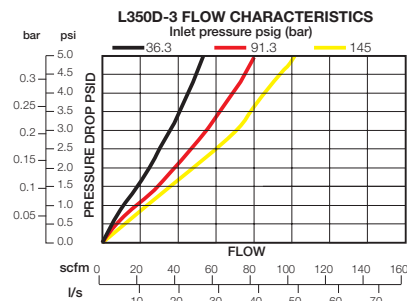
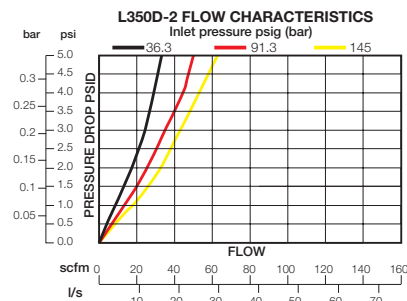
Oil Adjustment: External; tamper resistant.

Seals: Nitrile.

Sight-Feed Dome: Nylon.

- ◆ Modular or inline mounting
- ◆ Sight feed design; transparent dome to show oil delivery.
- ◆ External oil delivery adjusting knob, removable for tamper resistance.
- ◆ Polycarbonate bowl with shatterguard; optional metal bowl with nylon sight glass.
- ◆ Inlet pressure rated at 250 psig (17 bar) with metal bowls up to 175° F. (79° C.).
- ◆ Color caps available for visual management systems. (Blue, red, yellow and grey). Consult factory for custom colors.
- ◆ Front mounted modular clamping design with encapsulated screws.
- ◆ Compatible with modular 380 series of products.
- ◆ NPTF port threads; optional BSPP threads.

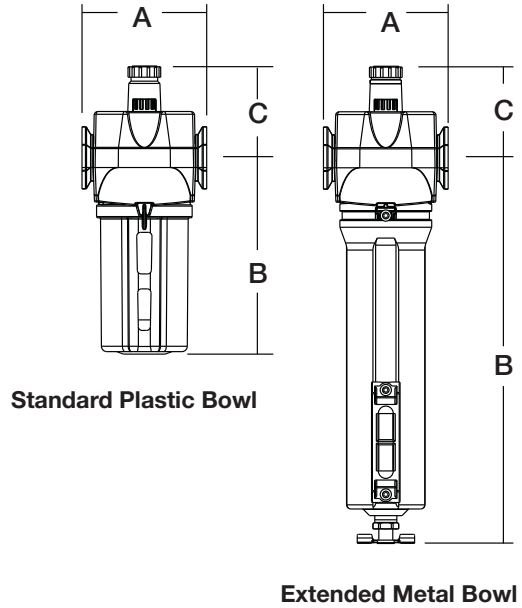
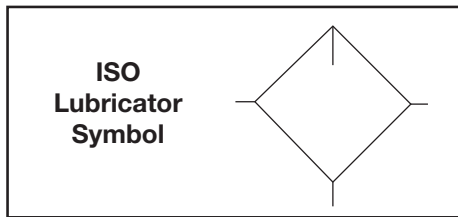
FLOW CHARTS



DIMENSIONS inches (mm)

Bowl	A	B †	C	Depth	Weight lb (kg)
Std plastic	3.0 (76.2)	4.72 (119.9)	2.21 (56.1)	2.51 (63.8)	1.30 (0.59)
Std metal	3.0 (76.2)	6.02 (152.9)	2.21 (56.1)	2.76 (70.1)	1.42 (0.65)
Ext metal	3.0 (76.2)	9.37 (238)	2.21 (56.1)	2.76 (70.1)	1.54 (0.70)

† **Bowl (standard) removal clearance:** add 3.1 (79)
 † **Bowl (extended) removal clearance:** add 6.1 (155)



ORDERING INFORMATION

Change the letters in the sample model number below to specify the lubricator you want.

BL 350D H - 3 C1 W

<p>BOWL TYPE</p> <p>Plastic bowl L</p> <p>Metal bowl BL</p> <p>BOWL TYPE</p> <p>Standard length Leave Blank</p> <p>Extended bowl length H</p> <p>(Must be used with metal bowl option shown in BOWL and DRAIN TYPE)</p> <p>PORT TYPE</p> <p>1/4 NPTF 2</p> <p>3/8 NPTF 3</p> <p>1/2 NPTF 4</p>	<p>PORT TYPE</p> <p>NPTF threads Leave blank</p> <p>BSP threads W</p> <p>OPTIONS</p> <p>Cap color</p> <p>MP yellow (standard) C1</p> <p>Red C2</p> <p>Mid blue C3</p> <p>Grey Leave blank</p>
---	---