

# SENTRY Modular General Purpose Filters

# FD10 Models Port Sizes: 1/8, 1/4; Tube Fittings



Model Shown: FD10-2

- ◆ Modular assembly and mounting.
- ◆ Threaded ports or quick-connect fittings for tubing up to 10 mm in diameter.
- ◆ 5- $\mu$ m-rated polyethylene filter element; optional sintered bronze elements.
- ◆ High-strength polycarbonate plastic filter bowl; optional metal bowl.
- ◆ Internal automatic drain; optional manual drain.
- ◆ NPTF port threads; optional BSPP threads.

## SPECIFICATIONS

**Ambient/Media Temperature:**

40° to 125°F (4° to 52°C).

**Body:** Acetal.

**Bowl:** 2-Ounce (60-ml) capacity polycarbonate plastic; optional aluminum bowl.

**Bowl Drain:**

Internal automatic drain; optional manual drain.

**Filter Element:** 5- $\mu$ m-rated polyethylene; optional 5- $\mu$ m, 20- $\mu$ m, or 40- $\mu$ m sintered bronze.

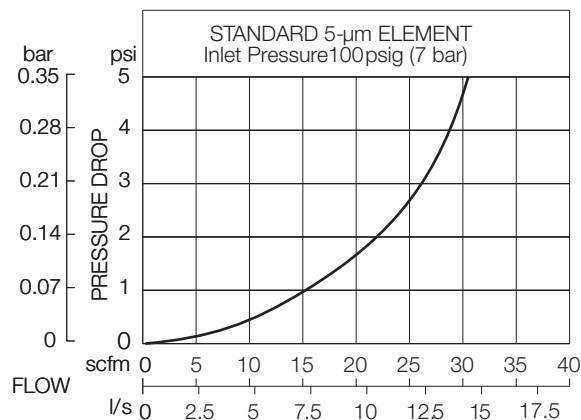
**Fluid Media:** Compressed air.

**Inlet Pressure:**

15 psig (1 bar) minimum with automatic drain.  
150 psig (10 bar) maximum.

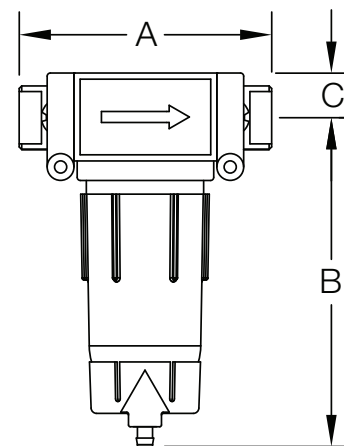
**Seals:** Nitrile.

## FLOW CHART

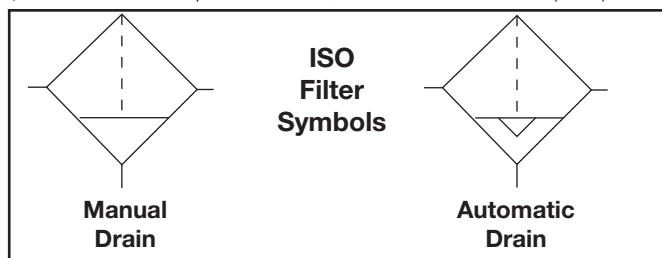


## DIMENSIONS inches (mm)

Ports	A	B †	C	Depth	Weight lb (kg)
No Port	1.7 (43)	3.9 (99)	0.5 (13)	1.8 (45)	0.27 (0.12)
1/8, 1/4	3.0 (76)	3.9 (99)	0.5 (13)	1.8 (45)	0.49 (0.22)
<b>Models below have quick-connect fittings for tubing.</b>					
1/4	3.4 (86)	3.9 (99)	0.5 (13)	1.8 (45)	0.47 (0.21)
3/8	3.9 (99)	3.9 (99)	0.5 (13)	1.8 (45)	0.47 (0.21)
4 mm	3.4 (86)	3.9 (99)	0.5 (13)	1.8 (45)	0.47 (0.21)
6 mm	3.4 (86)	3.9 (99)	0.5 (13)	1.8 (45)	0.47 (0.21)
8 mm	3.4 (86)	3.9 (99)	0.5 (13)	1.8 (45)	0.47 (0.21)
10 mm	3.9 (99)	3.9 (99)	0.5 (13)	1.8 (45)	0.47 (0.21)



† Dimension for plastic bowl; metal bowl is 4.3 (109).



## REPLACEMENT FILTER ELEMENT KITS

Element Type	Kit Number
5-µm polyethylene (Std element).....	KA130-27PE5
5-µm bronze .....	KA130-27E5
20-µm bronze .....	KA130-27E4
40-µm bronze .....	KA130-27E3

## ORDERING INFORMATION

Change the letters in the sample model number below to specify the filter you want.

**B FD 10 P - 2 X Y W**

### BOWL TYPE

Plastic bowl ..... Leave Blank  
Metal bowl ..... B

### BOWL DRAIN

Internal automatic drain ..... FD  
Manual drain ..... F

### MOUNTING HOLE LOCATION

Bottom mount (standard) ..... Leave Blank  
Top mount ..... P

### INLET PORT SIZE

No inlet & outlet ports ..... Leave Blank

#### Threaded:

1/8 NPTF ..... -1  
1/4 NPTF ..... -2

#### Fitting for tubing:

1/4 ..... -04  
3/8 ..... -06  
4mm ..... -M4  
6mm ..... -M6  
8mm ..... -M8  
10mm ..... -M10

### PORT TYPE

As specified in **INLET PORT** .... Leave Blank  
**BSPB** threads on both ports .... W

#### OPTIONS (More than one option can be chosen. Add in alphabetical order.)

None ..... Leave Blank

#### Polyethylene filter element:

5-µm rating ..... Leave Blank

#### Bronze filter element:

5-µm rating ..... E5

20-µm rating ..... E4

40-µm rating ..... E3

No Drain (*lubricator bowl*) ..... LDC

Use manual drain option under

**BOWL DRAIN SECTION** as well.

### OUTLET PORT SIZE

Same as inlet port ..... Leave Blank

#### Threaded:

1/8 NPTF ..... -1  
1/4 NPTF ..... -2

#### Fitting for tubing:

1/4 ..... -04  
3/8 ..... -06  
4mm ..... -M4  
6mm ..... -M6  
8mm ..... -M8  
10mm ..... -M10