

SENTRY Modular Coalescing Filters

FCD10 Models Port Sizes: 1/8, 1/4; Tube Fittings



Model Shown: FCD10-2

SPECIFICATIONS

Ambient/Media Temperature:

40° to 125°F (4° to 52°C).

Body:

Acetal.

Bowl: 2-Ounce (60-ml) capacity polycarbonate plastic; optional aluminum bowl.

Bowl Drain:

Internal automatic drain; optional manual drain.

Filter Element: 0.3- μm -rated borosilicate-glass-fiber coalescing element; optional 0.01- μm -rated element.

Fluid Media: Compressed air.

Inlet Pressure:

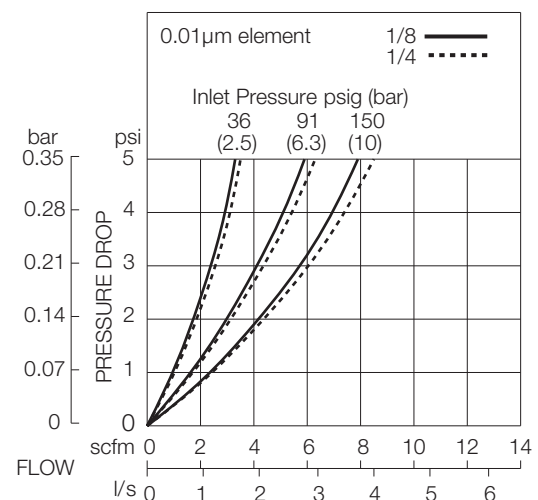
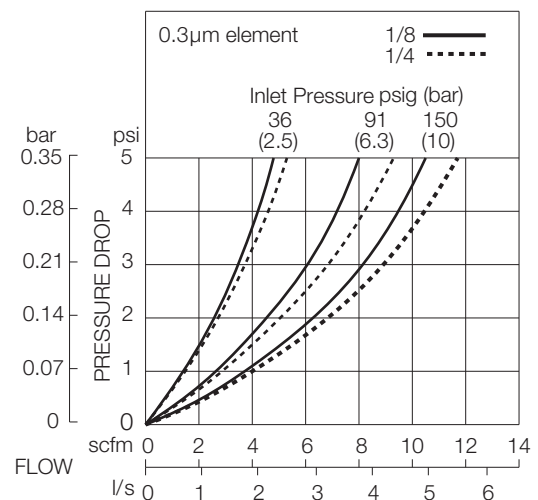
15 psig (1 bar) minimum with automatic drain.
150 psig (10 bar) maximum.

Seals: Nitrile.

APPLICATION NOTE: A general purpose filter must be installed ahead of a coalescing filter to ensure good performance and to extend the life of the coalescing element.

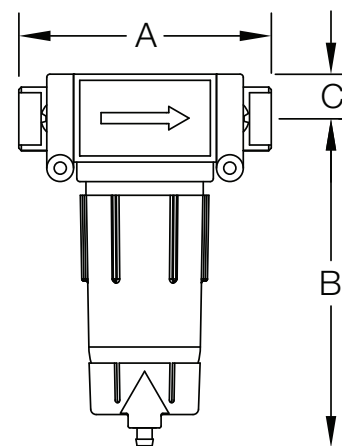
- ◆ Modular assembly and mounting.
- ◆ Threaded ports or quick-connect fittings for tubing up to 10 mm in diameter.
- ◆ 0.3- μm -rated coalescing filter element; optional 0.01- μm -rated element.
- ◆ High-strength polycarbonate plastic filter bowl; optional aluminum bowl.
- ◆ Internal automatic drain; optional manual drain.
- ◆ NPTF port threads; optional BSPP threads.

FLOW CHARTS

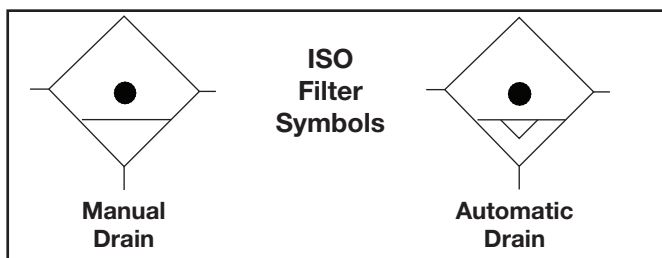


DIMENSIONS inches (mm)

Ports	A	B †	C	Depth	Weight lb (kg)
No Port	1.7 (43)	3.9 (99)	0.5 (13)	1.8 (45)	0.27 (0.12)
1/8, 1/4	3.0 (76)	3.9 (99)	0.5 (13)	1.8 (45)	0.49 (0.22)
Models below have quick-connect fittings for tubing.					
1/4	3.4 (86)	3.9 (99)	0.5 (13)	1.8 (45)	0.47 (0.21)
3/8	3.9 (99)	3.9 (99)	0.5 (13)	1.8 (45)	0.47 (0.21)
4 mm	3.4 (86)	3.9 (99)	0.5 (13)	1.8 (45)	0.47 (0.21)
6 mm	3.4 (86)	3.9 (99)	0.5 (13)	1.8 (45)	0.47 (0.21)
8 mm	3.4 (86)	3.9 (99)	0.5 (13)	1.8 (45)	0.47 (0.21)
10 mm	3.9 (99)	3.9 (99)	0.5 (13)	1.8 (45)	0.47 (0.21)



† Dimension for plastic bowl; metal bowl is 4.3 (109).



REPLACEMENT FILTER ELEMENT KITS

Element Rating	Kit Number
0.3 µm (Std element).....	KA10F-09
0.01 µm For models with E8 option.....	KA10F-09E8

ORDERING INFORMATION

Change the letters in the sample model number below to specify the filter you want.

B FCD 10 P - 2 X Y W

BOWL TYPE

Plastic bowl Leave blank
Metal bowl.....B

BOWL DRAIN

Internal automatic drainFCD
Manual drain..... FC

MOUNTING HOLE LOCATION

Bottom mount (Standard) Leave Blank
Top mount P

INLET PORT SIZE

No inlet and outlet ports.. . Leave blank

Threaded:

1/8 NPTF 1
1/4 NPTF 2

Fittings for Tubing:

1/4 04
3/8 06
4 mm M4
6 mm M6
8 mm M8
10 mm M10

PORT TYPE

As specified in **INLET PORT**... Leave Blank
BSPP threads on both ports..... W

OPTIONS: (More than one option can be chosen. Add in alphabetical order)

None..... Leave Blank
0.01-µm-rated coalescingE8 element
No Drain (*Lubricator bowl*) LDC
(*Use manual drain option under BOWL DRAIN section as well*)

OUTLET PORT SIZE

Same as inlet port Leave Blank

Threaded:

1/8 NPTF 1
1/4 NPTF 2

Fittings for Tubing:

1/4 04
3/8 06
4 mm M4
6 mm M6
8 mm M8
10 mm M10