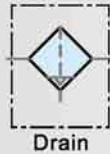


## ADDITIONAL - STANDARD & LARGE AUTOMATIC DRAIN (AD940) ALUMINIUM DIE-CAST/COMPOSITE



### Symbol



### Features

- \* AD940 series effectively and quickly drains water.
- \* Special internal construction prevents vacuum occurred.

### How to order

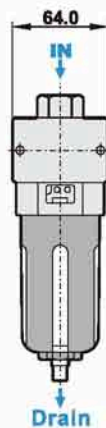
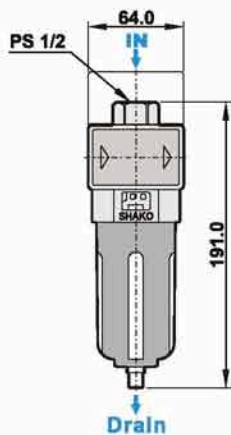
<b>AD940</b>	—	<b>04</b>	<b>N</b>	<b>AL</b>
Automatic drain		Port size	Thread	Bowl
		04 1/2"	Blank PS	Blank Standard bowl
		06 3/4"	N NPT	AL Aluminum bowl (only for 1/2")
		08 1"		

### Specifications

Model	AD940-04	AD940-06	AD940-08
Port size	1/2"	3/4"	1"
Fluid	Compressed air		
Body material	Aluminum die-cast		
Bowl material	Polycarbonate (Standard), Aluminum bowl (Option)		
Operating pressure range	0.5 ~ 10 kgf/cm <sup>2</sup>		
Max. inlet pressure	12 kgf/cm <sup>2</sup>		
Ambient temperature	-10°C ~ 60°C		
Filter bowl capacity	105cc		210cc
Net weight	500g		400g

### Dimensions

#### AD940-04



#### AD940-06, 08

